



FEDERAL REPUBLIC OF NIGERIA

PVC Registrations

State: 13 - EKITI
Local Govt. Area: 01 - ADD EKITI
Registration Area: 05 - ADD 'E' UJOKA
Polling Unit: 008 - IN FRONT OF AAFIN / OLD TOWN HALL AREA



Table with 16 rows of voter registration data. Each row includes a photo, name, VIN, occupation, gender, and age. Example: 1. L. Abanikanda, Mutu Olalekan, 90F5 B1C2 7C29 6316 760, Trading, Male, 38.



INDEPENDENT NATIONAL ELECTORAL COMMISSION

Publication of the Register of Voters for the 2015 General Elections

January 13 2015

ENGR. CHIDI NWAFOR DIRECTOR, ICT

INTRODUCTION

- Few months to the 2011 General Elections, INEC conducted registration in all the 119,973 Registration Centres in the Country.
- The data expected to be collected for each registrant are:
 - Bio-Data
 - Facial Image
 - 10 finger prints (Template & Image)
 - optional fields for those that possess National ID card and telephone numbers
- The size of data captured is approx. 1MB/voter
- Each registrant has a unique identifier- Voter Identification Number (VIN)

INTRODUCTION (Cont'd)

- Figures were collated based on feedback from the field; and the Commission declared a total of 73.5 million registrants nationwide.
- After the successful conduct of the 2011 Elections, the register of voters has gone through several processes to improve its quality; to ensure a flawless Register of Voters which is the basis for freer, fairer and more credible elections in 2015

REGISTER OPTIMIZATION PROCESS

1.

- Data Consolidation Exercise

2.

- Automated Fingerprint Identification System (AFIS)

3.


- Business Rules for production of Permanent Voter Cards (PVCs)

4

- Valid Register of Voters

REGISTER OPTIMIZATION PROCESS I

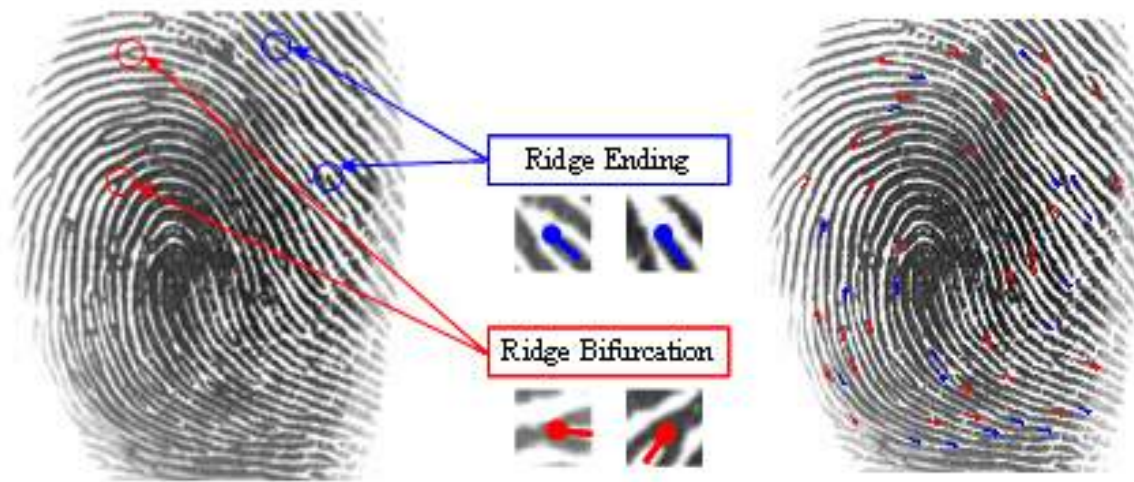
– Data Consolidation



This exercise gave rise to
74,638,834 records
nationwide

REGISTER OPTIMIZATION PROCESS II

- AFIS



bifurcation - point in a fingerprint where a ridge divides to form two ridges

REGISTER OPTIMIZATION PROCESS II – AFIS

AFIS PROCESS

- Standardized Biometric solution developed by National Institute of Standards and Technology (NIST) for the Federal Bureau of Investigation (FBI);
- Implementing a clustering solution in the National Data Center – ClusterSix, of fifty-five (55) dedicated machines constantly running the AFIS process over a network;
- AFIS software allows the Commission execute a de-duplication process on its database of registered voters;
 - This de-duplication process identifies multiple registrations and appropriately flags such.
 - It also minimizes the number of individuals wrongly flagged as duplicates
- The de-duplication process eliminates confirmed multiple registrations.

REGISTER OPTIMIZATION PROCESS II – AFIS

CRITERIA FOR DETECTING DUPLICATES

- If the threshold of similarity score between two (2) or more registrants is above 200 – *flags as duplicate*;
- EAM – Equivalence Attribute Matching
 - Due to issues encountered in the first few days of registration with regards to fingerprint capture leading to some registrants without fingerprints, the system uses an EAM algorithm to remove duplicate records;
 - Detection of Duplicate based on duplicate last name + first name + middle name + date of birth + polling unit + gender + special status
 - Retains the record with fingerprints, or
 - Latest registration, as the case may be

REGISTER OPTIMIZATION PROCESS II – AFIS

RESULT - 2011

- Exercise revealed between 0.2% and 14% of duplicates in each State – average of 5.7%.

STATE	No.	%
ABIA	138,416	9.1
ADAMAWA	159,306	8.6
AKWA IBOM	34,785	2.1
ANAMBRA	27,012	1.5
BAUCHI	48,695	1.9
BAYELSA	49,678	7.8
BENUE	39,023	1.6
BORNO	4,629	0.2
CROSS RIVER	117,253	9.3
DELTA	108,498	5.0
EBONYI	52,611	4.9
EDO	54,158	3.3

STATE	No.	%
EKITI	43,611	6.0
ENUGU	61,419	4.5
FCT	21,730	2.4
GOMBE	106,868	8.1
IMO	119,084	6.6
JIGAWA	141,818	7.2
KADUNA	156,181	4.0
KANO*	293,919	5.8
KATSINA	137,621	4.5
KEBBI	13,660	0.9
KOGI	52,462	3.9
KWARA	42,815	3.7

STATE	No.	%
LAGOS	553,615	9.3
NASARAWA	88,850	6.4
NIGER	6,548	0.3
OGUN	80,287	4.3
ONDO	163,447	10.0
OSUN	37,273	2.7
OYO	240,405	8.8
PLATEAU	207,393	9.1
RIVERS	30,580	1.2
SOKOTO	345,572	14.1
TARABA	77,943	5.7
YOBE	181,009	13.1
ZAMFARA	242,805	11.9
TOTAL	4,280,979	5.7



Plain Arch



Tented Arch



Ulnar Loop



Radial Loop



Plain Whorl



Central Pocket
Loop



Double Loop
Whorl



Accidental
Whorl

Sample AFIS reports

REGISTER OPTIMIZATION PROCESS II – AFIS

SAMPLE AFIS RESULT

OBIDIASO, Chizoba Angela

90F5AFF9BC295865344

D.O.B.: 1986-05-16

Gender: Female

Registered: 11:35:44am, Mon, Jan. 24, 2011



04/09/06/003

Same PU

Obviously not an intentional double registration. System retains the most recent.

OBIDIASO, Angela Chizoba

90F5B05E3D295867195

D.O.B.: 1986-05-16

Gender: Female

Registered: 12:06:35pm, Mon, Jan. 24, 2011





04/09/06/003

Same Day

- Multiple registration in different Polling Units with different names

**REGISTER
OPTIMIZA-
TION
PROCESS II
– AFIS
SAMPLE
AFIS
RESULT**

AFIS Results		
		
ID	90F5AFE395295884856	90F5B1A2E4296050576
ASSET TAG		
POLLING UNIT ID	74513	74514
OPERATOR CODE	138192	138192
VIN	90F5AFE395295884856	90F5B1A2E4296050576
DELIMITATION	22/19/10/002	22/19/10/003
IDENTIFIER	c621982323e6f6fcad43159f067af038	e1c935a732f9f63907a9c878ee8ffe2f
LAST NAME	Haruna	Salufu
FIRST NAME	Musa	Slaka
OTHER NAMES		
DOB DAY	07	15
DOB MONTH	09	01
DOB YEAR	1974	1975
MOBILE NUMBER		08063805254
GENDER	Male	Male
HOME ADDRESS	LGEA SCHOOL OJI-AJI1	Near aduku's house oji-aji
OCCUPATION	Business	Business

Voter 1

Score ↑

Voter 2

COSMAS, Amaka

90F5B07E6B296046820

D.O.B.: 1982-09-02

Gender: Female

Registered: 02:00:20pm, Wed, Jan. 26, 2011



04/12/03/001

890

ONWUKAYNJORES, Amaka Happiness

90F5B21343295951624

D.O.B.: 1982-07-09

Gender: Female

Registered: 11:33:44am, Tue, Jan. 25, 2011



04/12/03/008

NWABUOBI, Rebekah Ojemgbe

90F5B15ED0295359817

D.O.B.: 1955-03-13

Gender: Female

Registered: 03:10:17pm, Tue, Jan. 18, 2011



04/16/02/002

886

NWACHUKWU, Mageret Enulfe

90F5B23E82295451097

D.O.B.: 1950-05-12

Gender: Female

Registered: 04:31:37pm, Wed, Jan. 19, 2011



04/16/02/004

OKOYE, Ifeanyi Christlan

90F5AE8BB0296045967

D.O.B.: 1987-12-10

Gender: Male

Registered: 01:46:07pm, Wed, Jan. 26, 2011



04/21/05/001

882

OKAFOR, Ugo Emma

90F5AFEF39296221980

D.O.B.: 1989-01-01

Gender: Male

Registered: 02:39:40pm, Fri, Jan. 28, 2011



04/21/05/014

NWAFOR, Rita Adaugo

90F5B198E9296054709

D.O.B.: 1952-01-01

Gender: Female

Registered: 04:11:49pm, Wed, Jan. 26, 2011



04/06/12/001

881

IKECHUKWU, Rosellne

90F5B1A813296831683

D.O.B.: 1951-08-04

Gender: Female

Registered: 04:01:23pm, Fri, Feb. 4, 2011



04/06/12/007

KAKA, Christlana Chlneye

90F5B0879E296214005

D.O.B.: 1991-01-15

Gender: Female

Registered: 12:26:45pm, Fri, Jan. 28, 2011



04/06/05/007

881

MADUKA, Christlana Chlamaka

90F5B1871A296146120

D.O.B.: 1990-01-18

Gender: Female

Registered: 05:35:20pm, Thu, Jan. 27, 2011



04/06/05/009

NGENE, Callsta Ogochukwu

90F5B1A896296302366

D.O.B.: 1990-08-08

Gender: Female

Registered: 12:59:26pm, Sat, Jan. 29, 2011



04/06/04/002

881

NGENE, Ogochukwu Callsta

90F5B1BD60296321686

D.O.B.: 1990-08-08

Gender: Female

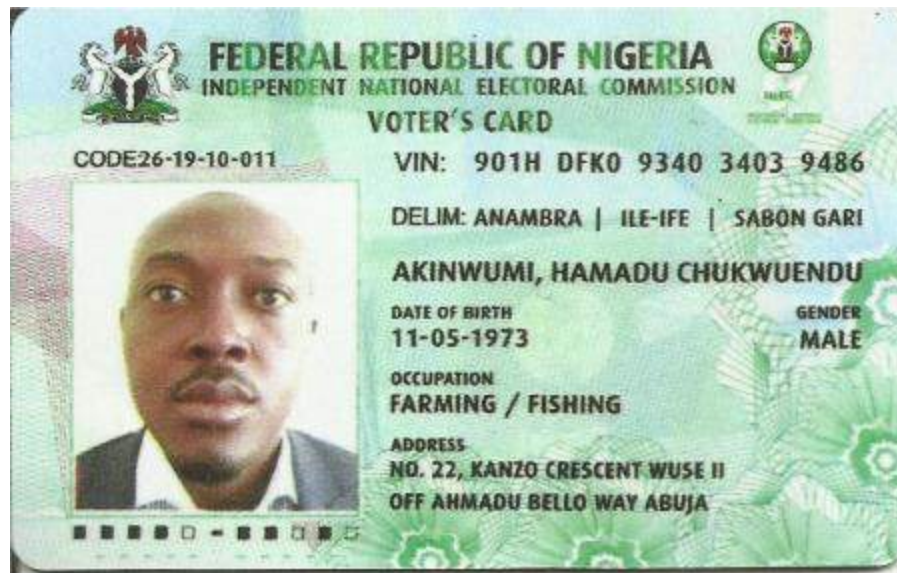
Registered: 06:21:26pm, Sat, Jan. 29, 2011



04/06/04/004

REGISTER OPTIMIZATION PROCESS III – Business rules for printing of PVCs

- For the printing of PVCs, some business rules were applied to the data after AFIS run, like:
 - any registrant with less than two fingerprints does not get a PVC



REGISTER OPTIMIZATION PROCESS III – EFFECTS OF BR

- Only registrations that had more than 2 fingerprints passed through business rules;
- The instruction that “special registration” should only be used for people with less than 10 fingers was not adhered to;
- It was difficult to decipher the genuine registrations as the separate pictures of the affected body part were not taken
- Special registration was used by some people to populate the database;
- All those registrations failed the rules therefore PVCs were not printed for them and such records were removed from the register;
- A major cause of “Less than 50 PUs”

REGISTER OPTIMIZATION PROCESS III – EFFECTS OF BR ...2

- Exercise revealed between 0.5% and 37.3% of duplicates in each State – average of 14.7%.

STATE	No.	%
ABIA	120,841	8.7
ADAMAWA	150,130	8.9
AKWA IBOM	178,982	11.0
ANAMBRA	55,306	3.1
BAUCHI	655,811	26.2
BAYELSA	87,218	14.8
BENUE	683,452	29.2
BORNO	814,078	31.7
CROSS RIVER	72,347	6.3
DELTA	123,737	6.1
EBONYI	62,275	6.1
EDO	49,515	3.1

STATE	No.	%
EKITI	31,694	4.6
ENUGU	307,326	23.4
FCT	56,349	6.3
GOMBE	226,791	18.8
IMO	159,607	9.5
JIGAWA	274,289	15.1
KADUNA	534,074	14.3
KANO	603,025	12.7
KATSINA	507,690	17.3
KEBBI	154,869	10.6
KOGI	71,658	5.5
KWARA	89,441	8.0

STATE	No.	%
LAGOS	795,871	14.7
NASARAWA	131,142	10.2
NIGER	852,674	35.1
OGUN	418,056	23.3
ONDO	133,686	9.1
OSUN	60,906	4.6
OYO	483,847	19.5
PLATEAU	620,910	29.8
RIVERS	218,767	8.9
SOKOTO	740,589	35.0
TARABA	81,123	6.3
YOBE	157,645	13.1
ZAMFARA	672,056	37.3
TOTAL	11,437,777	14.8

CVR ACTIVITIES

PVC DISTRIBUTION & CVR EXERCISE

- To handle cases of missing names due to the optimization process, the Commission rolled out the PVC distribution before the Continuous Voter Registration (CVR) exercise;
- This was intentionally done so that all voters can go to their respective PUs to verify their registration status – if name is not on the register, implies no PVC, then should go for fresh data capture;
- Registrations took place at the Registration Area (RA) Centres;
- For any less than 50 PU, registration took place at the PU.


POST CVR ACTIVITIES

A. POST CVR AFIS

- AFIS has been concluded on the CVR data
- There are duplicates within the CVR (people registering more than once in the CVR) and between CVR and 2011 registrations
- Funny findings in some States – large number of registrations with the same set of fingerprints – all caught by AFIS

Post CVR AFIS Samples

AMOS, Glory
 90F5B07C33401624586
 D.O.B.: 1986-09-09
 Gender: Male | Phone:
 Registered: 01:09:46pm, Sun, Jun. 1, 2014
 A: egbelu mbutu



01/07/03/004

716


GEORGE, Okechi
 90F5B07C33401632933
 D.O.B.: 1989-02-09
 Gender: Male | Phone:
 Registered: 03:28:53pm, Sun, Jun. 1, 2014
 A: egbelu mbutu



01/07/03/004

2


OLUCHI, Nweke
 90F5B120FF401600289
 D.O.B.: 1991-05-04
 Gender: Female | Phone:
 Registered: 06:24:49am, Sun, Jun. 1, 2014
 A: egbelu mbutu



01/07/03/004

734


ORJI, Maureen
 90F5B120FF401803627
 D.O.B.: 1991-04-08
 Gender: Female | Phone:
 Registered: 02:53:47pm, Tue, Jun. 3, 2014
 A: umuojima



01/07/03/001

3


ISRAEL, Jude
 90F5B07C33401619525
 D.O.B.: 1988-04-12
 Gender: Male | Phone:
 Registered: 11:45:25am, Sun, Jun. 1, 2014
 A: umuojima efere



01/07/03/004

713


OBUELI, David
 90F5B120FF401604133
 D.O.B.: 1986-04-03
 Gender: Male | Phone:
 Registered: 07:28:52am, Sun, Jun. 1, 2014
 A: egbelu mbutu



01/07/03/004

4


CHIKWE, Donatus
 90F5B07C33401630529
 D.O.B.: 1991-02-02
 Gender: Male | Phone:
 Registered: 02:48:49pm, Sun, Jun. 1, 2014
 A: umuojima



01/07/03/004

698


KANU, Collins C
 90F5B07C33401633489
 D.O.B.: 1989-12-11
 Gender: Male | Phone:
 Registered: 03:38:09pm, Sun, Jun. 1, 2014
 A: egbelu mbutu



01/07/03/004

5

AHAMA, Dominic
 71BC12F30D401549284
 D.O.B.: 1995-08-08
 Gender: Male | Phone:
 Registered: 04:14:43pm, Sat, May. 31, 2014
 A: etitiulo village



01/04/02/001

710

ATTAMA, Dominic
 71BC12F30D401549530
 D.O.B.: 1996-08-08
 Gender: Male | Phone:
 Registered: 04:18:50pm, Sat, May. 31, 2014
 A: etitiulo village




01/04/02/001

6

Post CVR AFIS Samples ...2




ABUBAKAR, Safiya
 90F5AEFF78401728129
 D.O.B.: 1994-01-01
 Gender: Female | Phone:
 Registered: 05:55:29pm, Mon, Jun. 2, 2014
 A: kanwuri



36/07/02/020

242


UMAR, Saudatu Sambo
 90F5B044A7401534867
 D.O.B.: 1974-01-01
 Gender: Female | Phone:
 Registered: 12:14:27pm, Sat, May. 31, 2014
 A: kanwuri



36/07/02/020

8


MAIGIRGI, Meri
 90F5B0407F401807844
 D.O.B.: 1959-01-01
 Gender: Female | Phone:
 Registered: 04:04:04pm, Tue, Jun. 3, 2014
 A: bakin kasuwa



36/07/04/001

274


TANKO, Hasira
 90F5B1952D401560769
 D.O.B.: 1969-01-01
 Gender: Female | Phone:
 Registered: 07:26:09pm, Sat, May. 31, 2014
 A: magami



36/07/04/004

9


BASHARI, Liyau
 90F5AFA16A401724026
 D.O.B.: 1995-01-01
 Gender: Male | Phone:
 Registered: 04:47:06pm, Mon, Jun. 2, 2014
 A: magizare



36/05/08/004

211


RABIU, Naziru
 90F5B03D4F401446660
 D.O.B.: 1996-01-01
 Gender: Male | Phone:
 Registered: 11:44:20am, Fri, May. 30, 2014
 A: kurmi



36/05/08/005

10


AI, Arzika Yar Chalawa
 030DD35433401634643
 D.O.B.: 1936-01-01
 Gender: Female | Phone:
 Registered: 03:57:23pm, Sun, Jun. 1, 2014
 A: DANGWAI RAFI



36/06/07/002

220


MERI, Umar Dan Inna
 90F5B11668401552288
 D.O.B.: 1971-01-01
 Gender: Female | Phone:
 Registered: 05:04:48pm, Sat, May. 31, 2014
 A: dangwai rafi



36/06/07/002

11


HAUWA, Haruna Rijiya
 030DD35433401634233
 D.O.B.: 1983-01-01
 Gender: Female | Phone:
 Registered: 03:50:33pm, Sun, Jun. 1, 2014
 A: ANGWAI RAFI



36/06/07/002

230

INNO, Garba Meji
 90F5B11668401549174
 D.O.B.: 1979-01-01
 Gender: Female | Phone:
 Registered: 04:12:54pm, Sat, May. 31, 2014
 A: dangwai rafi



36/06/07/002

12

POST CVR AFIS Results

- Between 1.1 and 21.5% duplicates

STATE	No.	%
ABIA	31,804	21.5
ADAMAWA	1,216	3.2
AKWA IBOM	21,998	8.2
ANAMBRA	34,786	12.8
BAUCHI	13,596	5.6
BAYELSA	19,063	11.7
BENUE	13,674	3.7
BORNO		
CROSS RIVER	6,961	5.8
DELTA	20,701	4.2
EBONYI	7,546	4.5
EDO	11,969	4.5

STATE	No.	%
EKITI	2,307	3.0
ENUGU	1,079	0.3
FCT	1,756	3.7
GOMBE	22,264	12.4
IMO	26,914	6.7
JIGAWA	19,830	4.6
KADUNA	8,394	3.6
KANO	33,559	3.5
KATSINA	22,144	4.9
KEBBI	4,812	2.6
KOGI	13,764	10.5
KWARA	6,075	3.7

STATE	No.	%
LAGOS	42,038	3.1
NASARAWA	4,953	5.2
NIGER	15,288	3.1
OGUN	10,241	2.2
ONDO	13,498	6.7
OSUN	2,459	1.6
OYO	24,826	5.6
PLATEAU	35,504	5.8
RIVERS	47,536	13.1
SOKOTO	15,125	5.9
TARABA	15,032	8.7
YOBE	3,931	5.6
ZAMFARA	4,239	1.1
TOTAL	580,882	5.9

POST CVR BUSINESS RULES


- So unfortunate to know that we still have quite a number of people registered without fingerprints;
- Of course, no PVCs for such registrations.


Post CVR BR Samples


1 
ABDULAHI, Ummaima
90F5B 17A2A 40169 3939
Fingers: 0 | Gender: F
Delim: 36/09/04/013

8 
ABDULLAHI, Bariya
90F5B 17A2A 40169 4362
Fingers: 0 | Gender: F
Delim: 36/09/04/013


2 
ABDULHAMMED, Mande
90F5A D3AF6 40162 9124
Fingers: 0 | Gender: M
Delim: 36/09/06/009


9 
ABDULLAHI, Danye
90F5B 135D5 40162 2300
Fingers: 1 | Gender: M
Delim: 36/09/04/007


3 
ABDULLAHI, Abdulaziz
90F5B 17A2A 40178 7113
Fingers: 0 | Gender: M
Delim: 36/09/04/013

10 
ABDULLAHI, Farida
90F5B 17A2A 40174 5135
Fingers: 0 | Gender: F
Delim: 36/09/04/013

4 
ABDULLAHI, Aisha
90F5B 17A2A 40171 7916
Fingers: 0 | Gender: F
Delim: 36/09/04/013

11 
ABDULLAHI, Fatima
90F5B 17A2A 40170 4887
Fingers: 0 | Gender: F
Delim: 36/09/04/013

5 
ABDULLAHI, Aisha
90F5B 17A2A 40174 8125
Fingers: 0 | Gender: F
Delim: 36/09/04/013

12 
ABDULLAHI, Hadiza
90F5B 17A2A 40163 4893
Fingers: 0 | Gender: F
Delim: 36/09/04/013

Post CVR BR Samples ...2




29 
DUROI, Isa
90F5B 08BA1 41596 6567
Fingers: 0 | Gender: M
Delim: 02/19/02/007

36 
GINDAU, Ana
90F5B 08E40 41612 9622
Fingers: 0 | Gender: F
Delim: 02/19/10/002

30 
DUROI, Palgbiya
90F5B 08BA1 41596 6862
Fingers: 0 | Gender: M
Delim: 02/19/02/007

37 
HAMMA JODA, Diddi
90F5B 08E40 41613 1727
Fingers: 0 | Gender: F
Delim: 02/19/10/002

31 
GAMBO, Ahmadu
90F5B 08BA1 41596 1868
Fingers: 0 | Gender: M
Delim: 02/19/02/007

38 
HARUNA, Abubakar
90F5B 08BA1 41588 2745
Fingers: 0 | Gender: M
Delim: 02/19/02/006

32 
GARBA, Abubakar
90F5B 08BA1 41598 0051
Fingers: 0 | Gender: M
Delim: 02/19/02/005

39 
IBRAHIM, Abubakar N
90F5B 08BA1 41588 5034
Fingers: 0 | Gender: M
Delim: 02/19/02/006

33 
GARBA, Joseph
90F5B 08BA1 41596 2266
Fingers: 0 | Gender: M
Delim: 02/19/02/007

40 
IBRAHIM, Fadimatu
90F5B 08BA1 41595 5756
Fingers: 0 | Gender: F
Delim: 02/19/02/007

POST CVR BR Results

- Between 0 and 25.8% duplicates

STATE	No.	%
ABIA	4,527	3.1
ADAMAWA	6,985	18.2
AKWA IBOM	8,555	3.2
ANAMBRA	5,113	1.9
BAUCHI	16,161	6.7
BAYELSA	35,592	21.9
BENUE	8,545	2.3
BORNO		
CROSS RIVER	9,935	8.2
DELTA	70,961	14.4
EBONYI	2,798	1.7
EDO	4,754	1.8

STATE	No.	%
EKITI	0	0.0
ENUGU	3,514	0.8
FCT	852	1.8
GOMBE	3,529	2.0
IMO	35,061	8.7
JIGAWA	110,329	25.8
KADUNA	15,779	6.8
KANO	64,829	6.9
KATSINA	34,866	7.8
KEBBI	15,786	8.5
KOGI	1,110	0.8
KWARA	14,318	8.7

STATE	No.	%
LAGOS	24,892	1.9
NASARAWA	7,587	8.0
NIGER	32,182	6.6
OGUN	13,154	2.9
ONDO	2,744	1.4
OSUN	0	0.0
OYO	9,622	2.2
PLATEAU	39,399	6.4
RIVERS	26,331	7.3
SOKOTO	4,548	1.8
TARABA	16,904	9.8
YOBE	5,208	7.5
ZAMFARA	25,015	6.3
TOTAL	681,485	6.2

ANALYSIS OF THE NATIONWIDE VOTER REGISTRATION DATABASE



S/N	STATE	2011 REGISTRATION								CONTINUOUS VOTER REGISTRATION (CVR)						CVR+MAIN
		ANNOUNCED	CONSOLIDATED	POST AFIS	MULTIPLE REGISTRATIONS	% OF MULTIPLES	POST BUSINESS RULES	REGISTRATIONS REMOVED BY BR	% REMOVED BY BUSINESS RULES	CVR REGISTRATIONS	REGISTRATIONS REMOVED BY BUSINESS RULES	% REMOVED BY BUSINESS RULES	MULTIPLE REGISTRATIONS	% OF MULTIPLES	CVR POST BUSINESS RULES	
1	ABIA	1,524,484	1,526,260	1,387,844	138,416	9.1	1,267,003	120,841	8.7	147,872	4,527	3.1	31,804	21.5	129,159	1,396,162
2	ADAMAWA	1,816,094	1,842,213	1,682,907	159,306	8.6	1,532,777	150,130	8.9	38,375	6,985	18.2	1,216	3.2	26,235	1,559,012
3	AKWA IBOM	1,616,873	1,656,583	1,621,798	34,785	2.1	1,442,816	178,982	11.0	267,816	8,555	3.2	21,998	8.2	237,943	1,680,759
4	ANAMBRA	2,011,746	1,811,548	1,784,536	27,012	1.5	1,729,230	55,306	3.1	271,285	5,113	1.9	34,786	12.8	233,943	1,963,173
5	BAUCHI	2,523,614	2,551,304	2,502,609	48,695	1.9	1,846,798	655,811	26.2	241,445	16,161	6.7	13,596	5.6	207,327	2,054,125
6	BAYELSA	591,870	640,357	590,679	49,678	7.8	503,461	87,218	14.8	162,334	35,592	21.9	19,063	11.7	106,912	610,373
7	BENUE	2,390,884	2,379,741	2,340,718	39,023	1.6	1,657,266	683,452	29.2	371,834	8,545	2.3	13,674	3.7	358,186	2,015,452
8	BORNO	2,380,957	2,574,978	2,570,349	4,629	0.2	1,756,271	814,078	31.7	177,808					177,808	1,934,079
9	CROSS RIVER	1,148,486	1,262,365	1,145,112	117,253	9.3	1,072,765	72,347	6.3	120,856	9,935	8.2	6,961	5.8	102,858	1,175,623
10	DELTA	2,032,191	2,152,870	2,044,372	108,498	5.0	1,920,635	123,737	6.1	492,558	70,961	14.4	20,701	4.2	354,629	2,275,264
11	EBONYI	1,050,534	1,072,622	1,020,011	52,611	4.9	957,736	62,275	6.1	169,170	2,798	1.7	7,546	4.5	116,537	1,074,273
12	EDO	1,655,776	1,647,646	1,593,488	54,158	3.3	1,543,973	49,515	3.1	264,184	4,754	1.8	11,969	4.5	235,765	1,779,738
13	EKITI	764,726	732,561	688,950	43,611	6.0	657,256	31,694	4.6	76,159	0	0.0	2,307	3.0	74,765	732,021
14	ENUGU	1,303,155	1,374,547	1,313,128	61,419	4.5	1,005,802	307,326	23.4	428,012	3,514	0.8	1,079	0.3	423,419	1,429,221
15	FCT	943,473	914,358	892,628	21,730	2.4	836,279	56,349	6.3	47,753	852	1.8	1,756	3.7	45,193	881,472
16	GOMBE	1,318,377	1,315,795	1,208,927	106,868	8.1	982,136	226,791	18.8	179,459	3,529	2.0	22,264	12.4	137,887	1,120,023
17	IMO	1,687,293	1,791,750	1,672,666	119,084	6.6	1,513,059	159,607	9.5	401,639	35,061	8.7	26,914	6.7	289,971	1,803,030
18	JIGAWA	2,013,974	1,956,365	1,814,547	141,818	7.2	1,540,258	274,289	15.1	428,012	110,329	25.8	19,830	4.6	291,018	1,831,276
19	KADUNA	3,905,387	3,899,996	3,743,815	156,181	4.0	3,209,741	534,074	14.3	231,845	15,779	6.8	8,394	3.6	197,481	3,407,222
20	KANO	5,027,297	5,045,737	4,751,818	293,919	5.8	4,148,793	603,025	12.7	946,006	64,829	6.9	33,559	3.5	826,908	4,975,701
21	KATSINA	3,126,898	3,065,667	2,928,046	137,621	4.5	2,420,356	507,690	17.3	448,036	34,866	7.8	22,144	4.9	407,587	2,827,943
22	KEBBI	1,638,308	1,473,385	1,459,725	13,660	0.9	1,304,856	154,869	10.6	186,479	15,786	8.5	4,812	2.6	165,792	1,470,648
23	KOGI	1,316,849	1,357,995	1,305,533	52,462	3.9	1,233,875	71,658	5.5	130,602	1,110	0.8	13,764	10.5	117,008	1,350,883
24	KWARA	1,152,361	1,167,850	1,125,035	42,815	3.7	1,035,594	89,441	8.0	164,459	14,318	8.7	6,075	3.7	106,673	1,142,267
25	LAGOS	6,108,069	5,980,006	5,426,391	553,615	9.3	4,630,520	795,871	14.7	1,340,999	24,892	1.9	42,038	3.1	1,191,687	5,822,207
26	NASARAWA	1,389,308	1,380,726	1,291,876	88,850	6.4	1,160,734	131,142	10.2	94,602	7,587	8.0	4,953	5.2	81,933	1,242,667
27	NIGER	2,175,421	2,433,629	2,427,081	6,548	0.3	1,574,407	852,674	35.1	488,290	32,182	6.6	15,288	3.1	439,910	2,014,317
28	OGUN	1,941,170	1,876,311	1,796,024	80,287	4.3	1,377,968	418,056	23.3	474,959	13,154	2.8	10,241	2.2	451,566	1,829,534
29	ONDO	1,616,091	1,635,684	1,472,237	163,447	10.0	1,338,551	133,686	9.1	201,476	2,744	1.4	13,498	6.7	186,104	1,524,655
30	OSUN	1,293,967	1,355,393	1,318,120	37,273	2.7	1,257,214	60,906	4.6	150,072	0	0.0	2,459	1.6	149,893	1,407,107
31	OYO	2,572,140	2,727,537	2,487,132	240,405	8.8	2,003,285	483,847	19.5	446,727	9,622	2.2	24,826	5.6	412,281	2,415,566
32	PLATEAU	2,259,194	2,290,118	2,082,725	207,393	9.1	1,461,815	620,910	29.8	614,913	39,399	6.4	35,504	5.8	540,010	2,001,825
33	RIVERS	2,429,231	2,497,557	2,466,977	30,580	1.2	2,248,210	218,767	8.9	361,543	26,331	7.3	47,536	13.1	289,380	2,537,590
34	SOKOTO	2,267,509	2,459,270	2,113,698	345,572	14.1	1,373,109	740,589	35.0	258,193	4,548	1.8	15,125	5.9	238,820	1,611,929
35	TARABA	1,336,221	1,358,671	1,280,728	77,943	5.7	1,199,605	81,123	6.3	172,830	16,904	9.8	15,032	8.7	141,047	1,340,652
36	YOBE	1,373,796	1,384,333	1,203,324	181,009	13.1	1,045,679	157,645	13.1	69,858	5,208	7.5	3,931	5.6	54,291	1,099,970
37	ZAMFARA	1,824,316	2,045,106	1,802,301	242,805	11.9	1,130,245	672,056	37.3	396,230	25,015	6.3	4,239	1.1	365,472	1,495,717
	TOTAL	73,528,040	74,638,834	70,357,855	4,280,979	5.7	58,920,078	11,437,777	14.8	11,464,690	681,485	6.2	580,882	5.9	9,913,398	68,833,476

STATE BY STATE FINAL FIGURES

STATE	No.
ABIA	1,396,162
ADAMAWA	1,559,012
AKWA IBOM	1,680,759
ANAMBRA	1,963,173
BAUCHI	2,054,125
BAYELSA	610,373
BENUE	2,015,452
BORNO	1,934,079
CROSS RIVER	1,175,623
DELTA	2,275,264
EBONYI	1,074,273
EDO	1,779,738

STATE	No.
EKITI	732,021
ENUGU	1,429,221
FCT	881,472
GOMBE	1,120,023
IMO	1,803,030
JIGAWA	1,831,276
KADUNA	3,407,222
KANO	4,975,701
KATSINA	2,827,943
KEBBI	1,470,648
KOGI	1,350,883
KWARA	1,142,267

STATE	No.
LAGOS	5,822,207
NASARAWA	1,242,667
NIGER	2,014,317
OGUN	1,829,534
ONDO	1,524,655
OSUN	1,407,107
OYO	2,415,566
PLATEAU	2,001,825
RIVERS	2,537,590
SOKOTO	1,611,929
TARABA	1,340,652
YOBE	1,099,970
ZAMFARA	1,495,717
TOTAL	68,833,476

ANALYSIS OF THE NATIONWIDE VOTER REGISTER

-

Be on the website soon

CONCLUSION

- The Commission has carried out a lot of processes to optimise the register of voters for a more credible election in 2015;
- Stakeholders' involvement is critical to the success of the Commission's activities;
- Wishing us all the best in the forthcoming Elections.

Thank you